



## Summer Math Skills Maintenance

Dear Parents,

Summer is nearly here - hooray! While we look forward to a summer of rest and relaxation, we want to ensure that our students do enough math review and practice to keep their skills sharp for the fall! Rather than assigning the same work to every student, we want to make sure there are options that will work for you and your child(ren), and we've provided a list of options below. So, instead of collecting math practice work next fall, we will be collecting a Math Practice Tracker (see reverse) from each student. Just like a summer reading challenge at the local library, the back of this sheet can be used to track progress. For each day that students spend 15-20 minutes doing math, parents should initial and date one of the 20 shapes. When we return to school, the completed sheet can be turned in for a special treat!

### Required:

MULTIPLICATION TABLES MEMORIZATION! **ALL STUDENTS** IN OUTGOING GRADES 3 AND UP SHOULD HAVE THE 0-12 MULTIPLICATION TABLES *MEMORIZED* BY SEPTEMBER. THERE MAY BE A SCHOOLWIDE PRIZE SPECIFICALLY FOR THIS!!! Multiplication is *fundamental* to more advanced work in math.

### Math Practice Options:

Students in outgoing grades K-7 will receive a hard copy math packet from their current math teacher to complete; this is their primary source for skill review.

For students who finish it and are ready for more – here are some ideas and sources for math practice for all students:

- Flashcards (either printed or online)
- Games (board games and online)
- Review math books - pick one up from Target or even the grocery store!
- Free printable worksheets:
  - a. [Math-Aids.com](http://Math-Aids.com) – answers included
  - b. [math-drills.com](http://math-drills.com) – answers included
  - c. [Webmathminute.com](http://Webmathminute.com)
- Online instruction and practice
  - a. [Khan Academy](http://Khan Academy) – free
  - b. [Khan Academy Kids](http://Khan Academy Kids) – free app with no ads; for children ages 2-8
  - c. [IXL](http://IXL) (\$13-\$20 monthly subscription) – targeted concepts
- Games (A search will yield many results. Here's a small sample.)
  - a. [MathPlayground.com](http://MathPlayground.com) – developed by a teacher; free
  - b. [PuzzlePlayground.com](http://PuzzlePlayground.com) – developed by a teacher; free
  - c. [Primary Games. Math Flashcards](http://Primary Games. Math Flashcards) – free
  - d. [BuzzMath](http://BuzzMath) - free 30-day trial

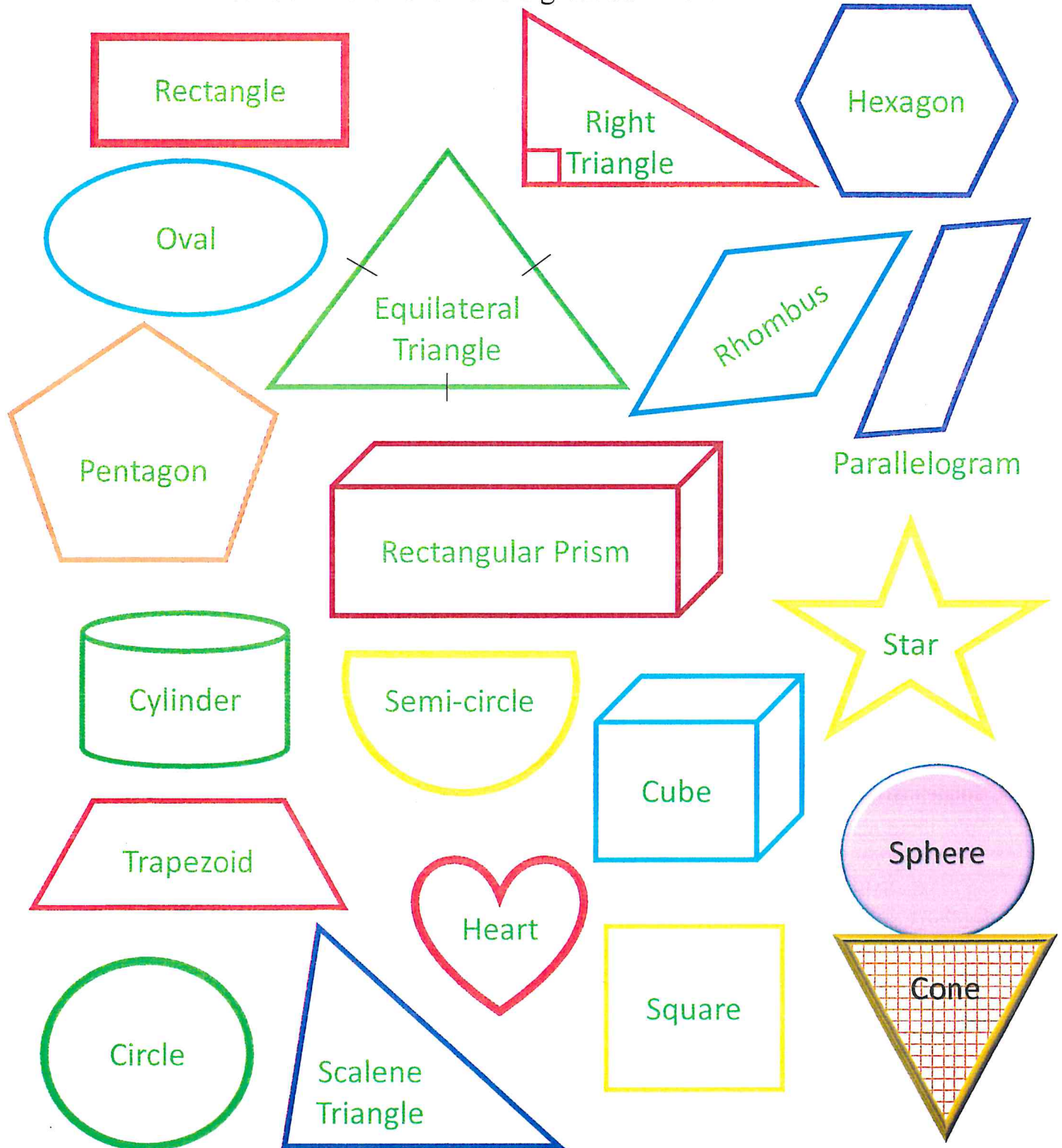
Intentionally incorporating math into daily activities will promote student success in the new school year. Have a wonderful summer!

# St. Rita School Summer Math Practice Tracker


Student Name: \_\_\_\_\_

Rising to Grade: \_\_\_\_\_


Parents, when your child completes 15-20 minutes of any math activity (ideas are listed on the reverse), initial and date a shape. Work to complete all 20 shapes, ending with the sphere and cone. Students will turn in the fully completed sheet for a treat when we return to school in the fall. Have a great summer!



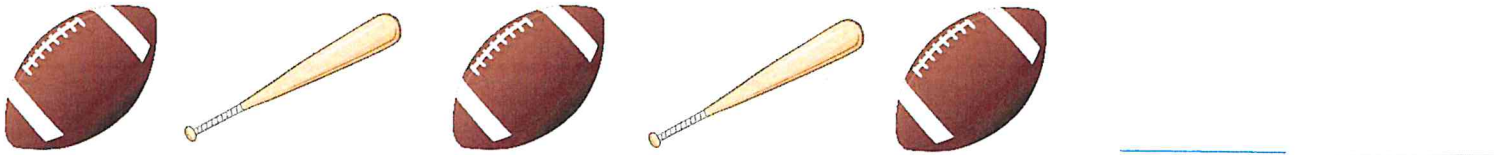
Put an X on all 3D shapes and circle all 2D shapes. See if you can name all the shapes!



Name the pattern rule and finish the pattern.



Pattern Rule: \_\_\_\_\_



Pattern Rule: \_\_\_\_\_



Fill in the missing numbers.

1	2	3		5	6		8		10
	12		14		16	17		19	
21		23		25			28		30
	32		34		36			39	
41		43	44	45		47	48		50
	52	53		55		57		59	60
61		63	64		66	67	68		
		73		75	76		78		80
81		83	84	85		87		89	
	92		94		96	97	98	99	

Write numbers 1 – 10 on the line in your neatest handwriting.

---

---

---

---

---

---

---

---

Which place is the lion in?


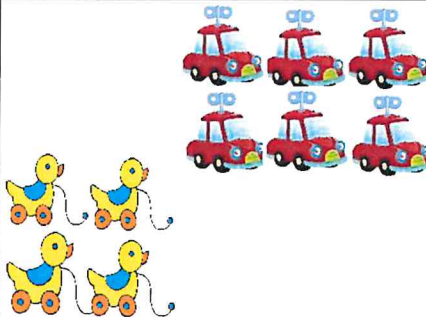

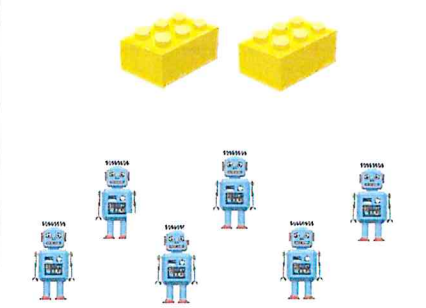


- Third
- Fifth
- First
- Last

Draw a hat on the first student in line. Then circle the fourth student in line. Finally put a check mark on the second student in line.



In each box, circle the groups with more toys and x the groups with fewer toys.

Circle the greater number in each box.

12    26	11    7	30    21	14    19
----------	---------	----------	----------

Write numbers 11-20 on the lines below in your neatest handwriting.

---

---

---

---

---

---


---

---

Write on the line how many objects are in each group.



\_\_\_\_\_



\_\_\_\_\_

Write the number that matches with the tallies.



\_\_\_\_\_



\_\_\_\_\_



\_\_\_\_\_



\_\_\_\_\_




\_\_\_\_\_

Make Tally Marks to match the numbers in the boxes below.

7	9	1	3	4

Answer the following questions by using the pictograph.



- How many vanilla ice cream cones were sold? \_\_\_\_\_
- Which ice cream flavor was the most popular? \_\_\_\_\_
- Which ice cream flavor was the least popular? \_\_\_\_\_
- How many ice cream cones were sold in all? \_\_\_\_\_

Solve the following addition problems.

$4+1=$

$7+3=$

$2+6=$

$5+2=$

$8+1=$

Write the following number sentences in vertical addition form and then solve.

$4+4=$

$9+0=$

$3+5=$

$2+2=$

$1+6=$

--	--	--	--	--

Write addition sentences for the following story problems.

- There were 4 students playing kickball. 2 more students joined in to play. How many students in all were playing kickball?
- The mommy bird brought 2 worms for her babies to eat. The daddy bird brought 7 more worms for his babies to eat. How many worms in all did the baby birds eat?
- Jake had 5 lollipops in his bag. Mike gave him 2 more lollipops to put in his bag. How many lollipops in all did Jake have in his bag?



Solve the following addition problems.

$7-5=$

$10-4=$

$9-0=$

$6-1=$

$9-8=$

Write the following number sentences in vertical addition form and then solve.

$8-3=$

$7-7=$

$4-1=$

$10-3=$

$6-3=$

--	--	--	--	--

Write addition sentences for the following story problems.


- I had 7 pieces pizza and my friend and I ate 2 pieces. How many pieces were left?
- 10 friends had a pool party and were swimming in the pool. 5 friends had to go home early. How many friends were left swimming in the pool?
- There were 6 zebras grazing in the grass. 4 of the zebras ran away. How many zebras were left?

Count the coins and write how many of each coin on the line.



Quarters: \_\_\_\_\_ Dimes: \_\_\_\_\_ Nickels: \_\_\_\_\_ Pennies: \_\_\_\_\_

Add up the money and write the amount of cents on the line. (Don't forget your cents sign!)



\_\_\_\_\_



\_\_\_\_\_



\_\_\_\_\_



\_\_\_\_\_




\_\_\_\_\_






\_\_\_\_\_

Circle the digital clocks and x the analog clocks.




Write in the time on the digital clock to match the analog clock.







Draw in the hour and minute hands on the analog clocks below to match the time.




**6:00**




**2:00**




**7:00**




**1:00**



**8:00**




**10:00**




**3:00**




**5:00**




**4:00**



**11:00**



**12:00**



**9:00**

